

SRI BHAGAWAN MAHAVEER JAIN FIRST GRADE COLLEGE

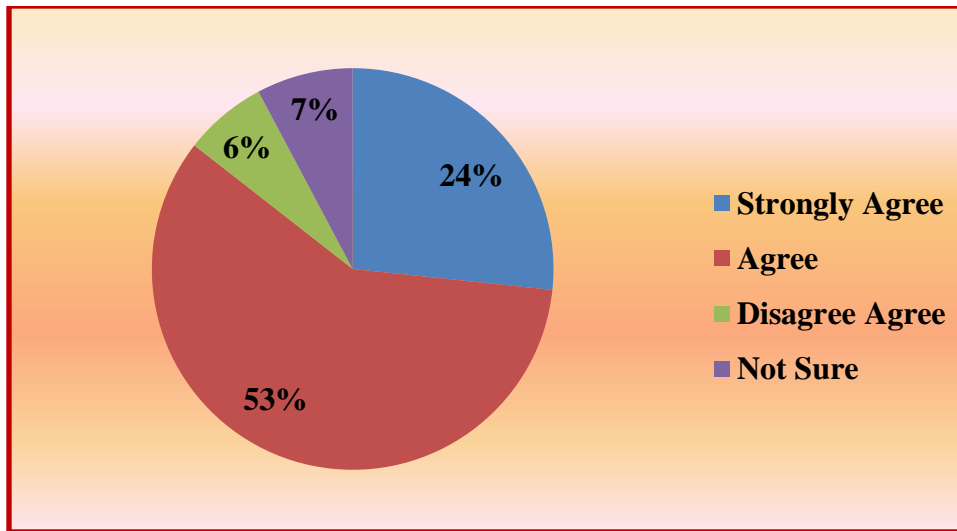
Geetha Road, Robertsonpet, Kolar Gold Fields

QUESTIONNAIRE FOR EVALUATION OF POs, PSOs & Cos (Scale : A. Strongly Agree, B. Agree, C. Disagree D. Not sure)

1. The Program outcomes regarding the knowledge and skill were made clear to me at the start of the course.
2. The things I had to do to succeed in the course, including assessment tasks and criteria for assessment, were made clear to me.
3. Course materials (texts, handouts, references etc.) were of up to date and useful.
4. The resources I needed in this course (textbooks, library, computers etc.) were available when I needed them.
5. I was encouraged to ask questions and develop my own ideas.
6. Class activities, assignments, laboratories etc were helpful for developing the knowledge and skills, the program was intended for.
7. This Program helped me to improve my ability to think and solve problems rather than just memorize information.
8. Marks for assignments and tests were given to me within reasonable time.
9. Grading of my tests and assignments was fair and reasonable.
10. This Program helped me learn to work effectively in group activities and improved my ability to communicate effectively.
11. Adequate facilities were available for extracurricular activities (Sports and Cultural activities)
12. Student Centric Activities (Club activities, Field Trips, Projects, Workshops, Competitions etc.,) were effective in developing my skills.
13. The Code of Conduct of this college has helped to strengthen my value system
14. The outreach programs of the college (NSS, Department extension activities) have sensitised me towards social issues.

15. Overall I am satisfied with the quality of my learning experiences at this institution.

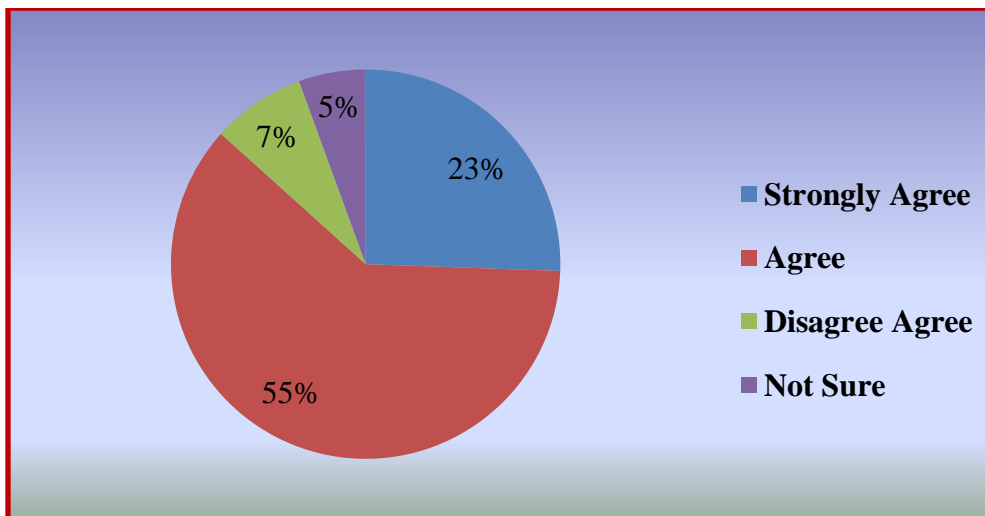
1. The Program outcomes regarding the knowledge and skill were made clear to me at the start of the course.



INTERPRETATION

From the above graph it can be inferred that 24 % of the students strongly agree and 53 % of the students agree that the outcomes of the program regarding the knowledge and skill were clearly communicated to them at the beginning of the course. 6% of the students disagree and 7% of the students are not sure.

2. The things I had to do to succeed in the course, including assessment tasks and criteria for assessment, were made clear to me.

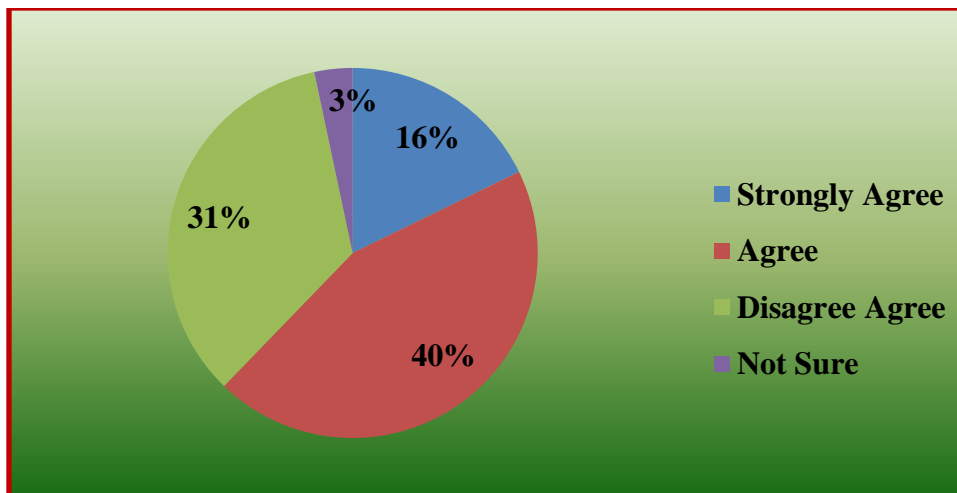


INTERPRETATION

From the above graph it can be inferred that 23 % of the students strongly agree and 55% of the students agree that the things needed to succeed in the course including assessment tasks

and criteria for assessment were made clear to them while 7% of the students disagree 5% of the students are not sure.

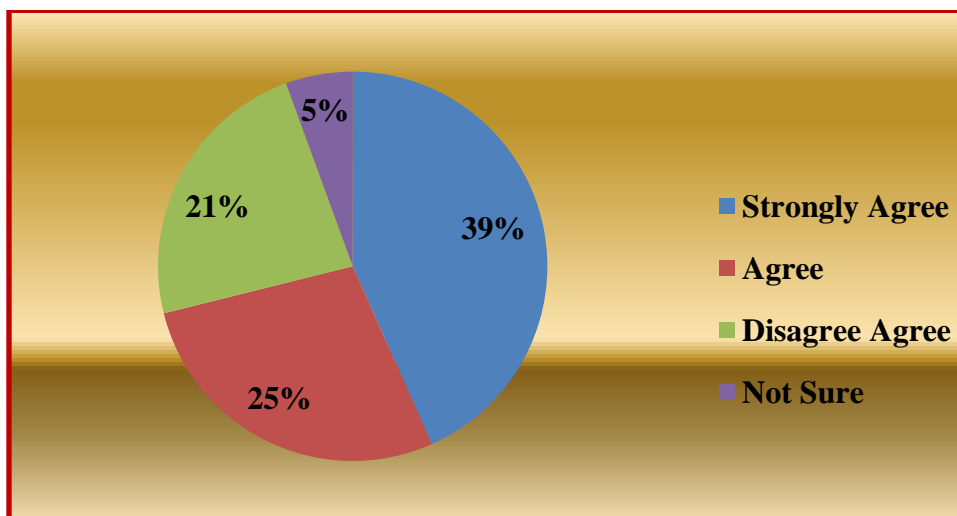
3. Course materials (texts, handouts, references etc.) were of up to date and useful.



INTERPRETATION

From the above graph it can be inferred that 16 % of the students strongly agree and 40% of the students agree that the things needed to succeed in the course including assessment tasks and criteria for assessment were made clear to them while 3% of the students disagree 7% of the students are not sure.

4. The resources I needed in this course (textbooks, library, computers etc.) were available when I needed them.

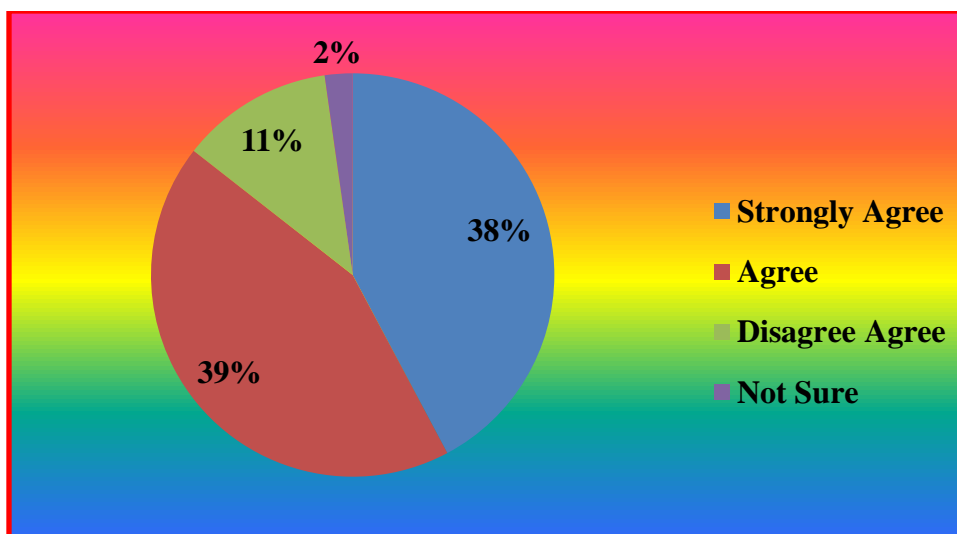


INTERPRETATION

From the above graph it can be inferred that 39 % of the students strongly agree and 25% of the students agree that the things needed to succeed in the course including assessment tasks

and criteria for assessment were made clear to them while 21% of the students disagree 5% of the students are not sure.

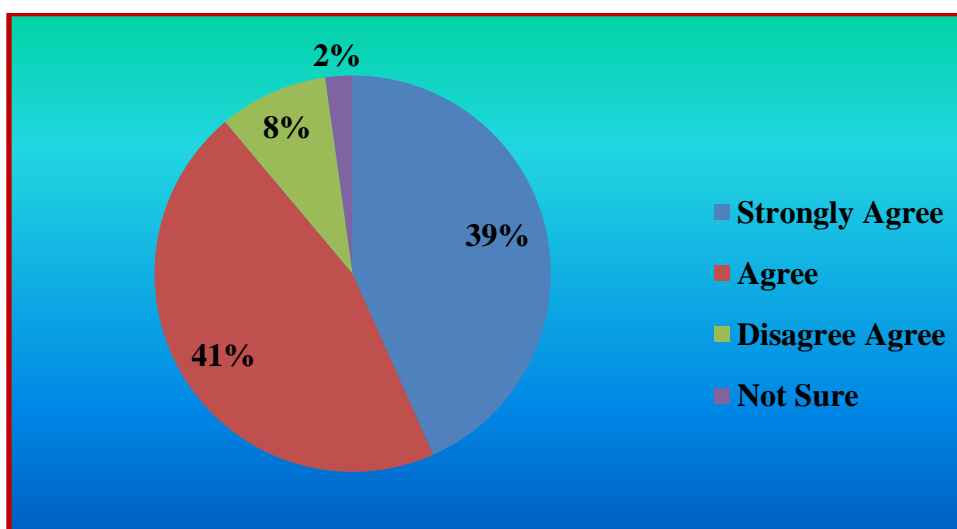
5. I was encouraged to ask questions and develop my own ideas.



INTERPRETATION

From the above graph it can be inferred that 38 % of the students strongly agree and 39% of the students agree that the things needed to succeed in the course including assessment tasks and criteria for assessment were made clear to them while 11% of the students disagree 2% of the students are not sure.

6. Class activities, assignments, laboratories etc were helpful for developing the knowledge and skills, the program was intended for.

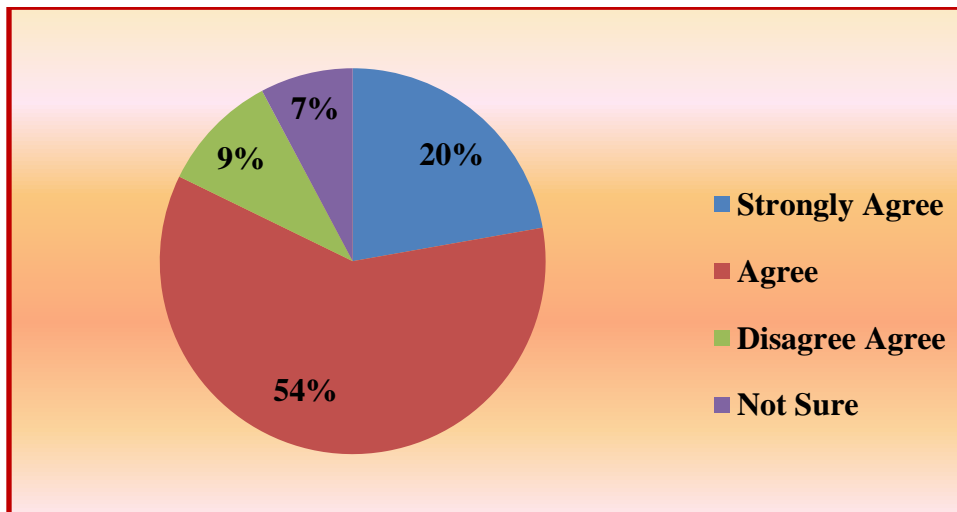


INTERPRETATION

From the above graph it can be inferred that 38 % of the students strongly agree and 39% of the students agree that the things needed to succeed in the course including assessment tasks

and criteria for assessment were made clear to them while 11% of the students disagree 2% of the students are not sure.

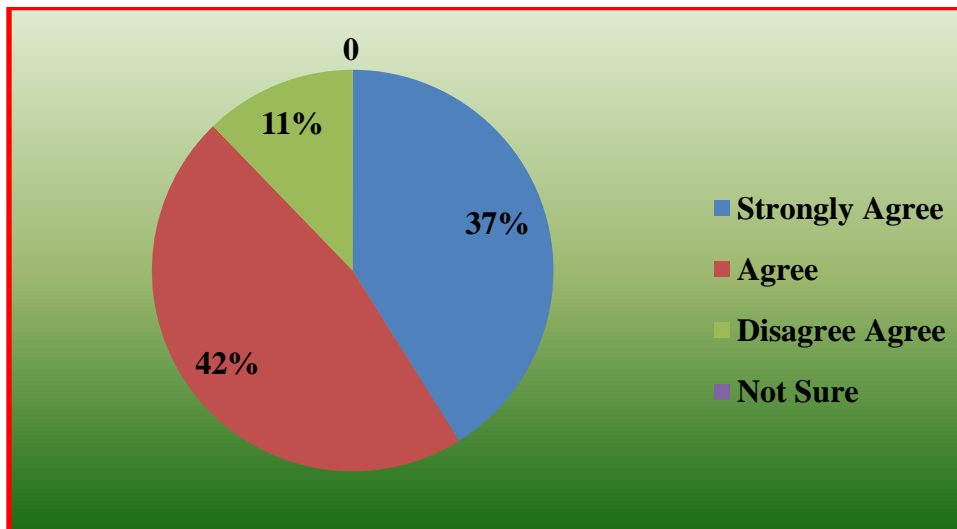
7. This Program helped me to improve my ability to think and solve problems rather than just memorize information.



INTERPRETATION

From the above graph it can be inferred that 20 % of the students strongly agree and 54% of the students agree that the things needed to succeed in the course including assessment tasks and criteria for assessment were made clear to them while 9% of the students disagree 7% of the students are not sure.

8. Marks for assignments and tests were given to me within reasonable time

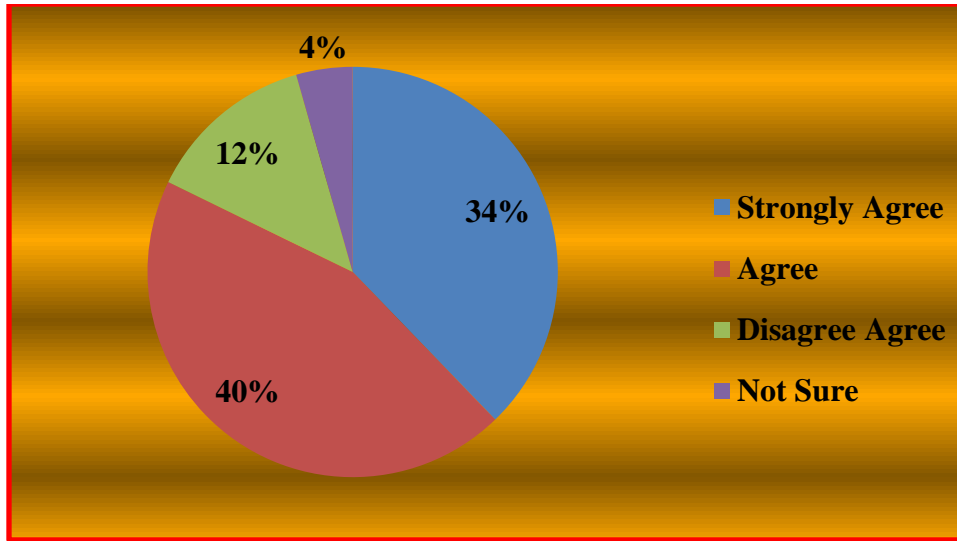


INTERPRETATION

From the above graph it can be inferred that 37 % of the students strongly agree and 42% of the students agree that the things needed to succeed in the course including assessment tasks

and criteria for assessment were made clear to them while 11% of the students disagree 0% of the students are not sure.

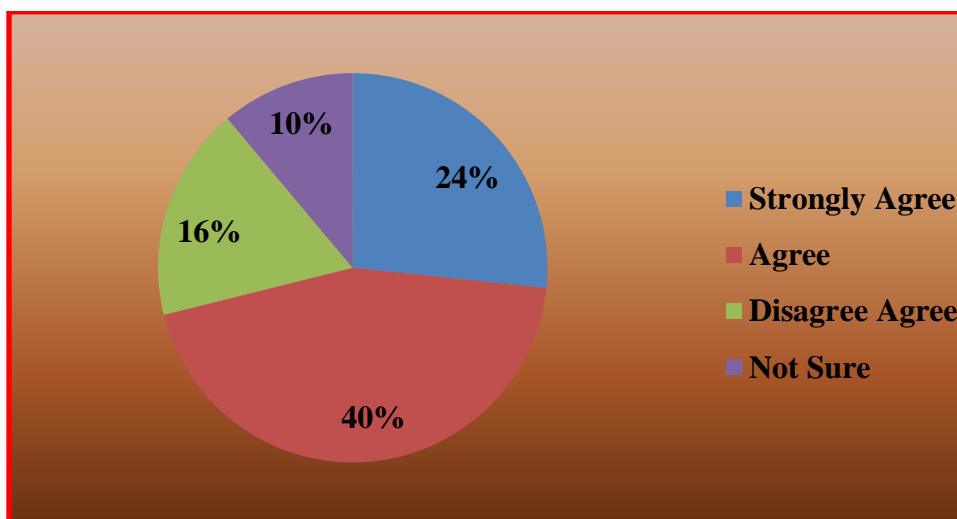
9. Grading of my tests and assignments was fair and reasonable



INTERPRETATION

From the above graph it can be inferred that 34 % of the students strongly agree and 40% of the students agree that the things needed to succeed in the course including assessment tasks and criteria for assessment were made clear to them while 12% of the students disagree 4% of the students are not sure.

10. This Program helped me learn to work effectively in group activities and improved my ability to communicate effectively.

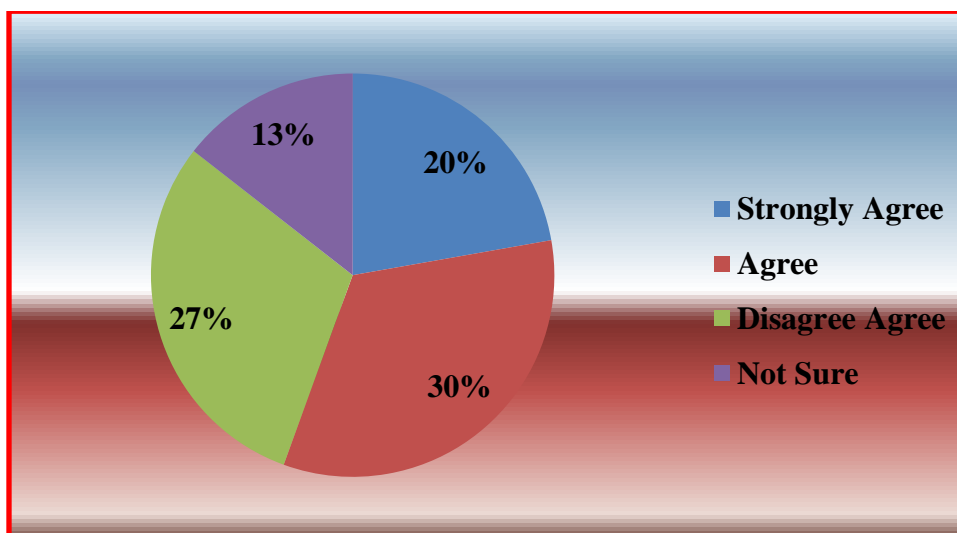


INTERPRETATION

From the above graph it can be inferred that 24 % of the students strongly agree and 40% of the students agree that the things needed to succeed in the course including assessment tasks

and criteria for assessment were made clear to them while 16% of the students disagree 10% of the students are not sure.

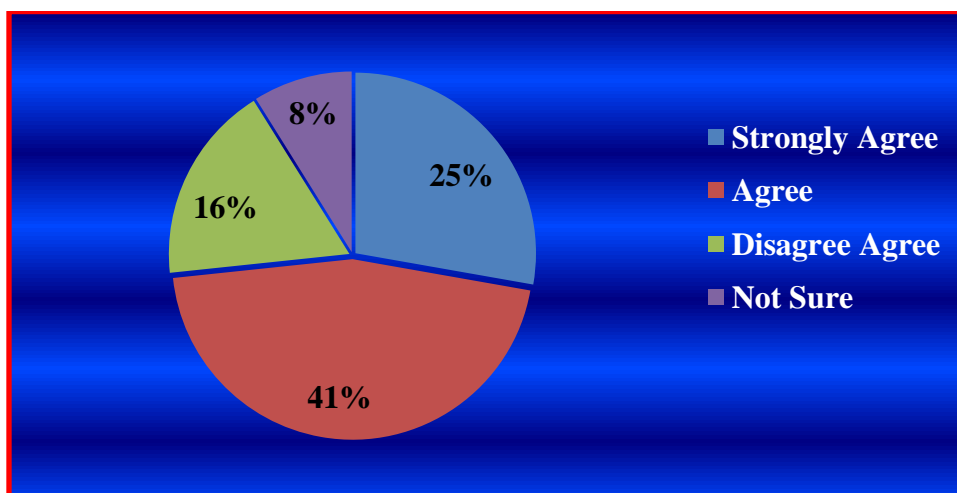
11. Adequate facilities were available for extracurricular activities (Sports and Cultural activities)



INTERPRETATION

From the above graph it can be inferred that 20 % of the students strongly agree and 30% of the students agree that the things needed to succeed in the course including assessment tasks and criteria for assessment were made clear to them while 27% of the students disagree 13% of the students are not sure.

12. Student Centric Activities (Club activities, Field Trips, Projects, Workshops, Competitions etc.,) were effective in developing my skills.

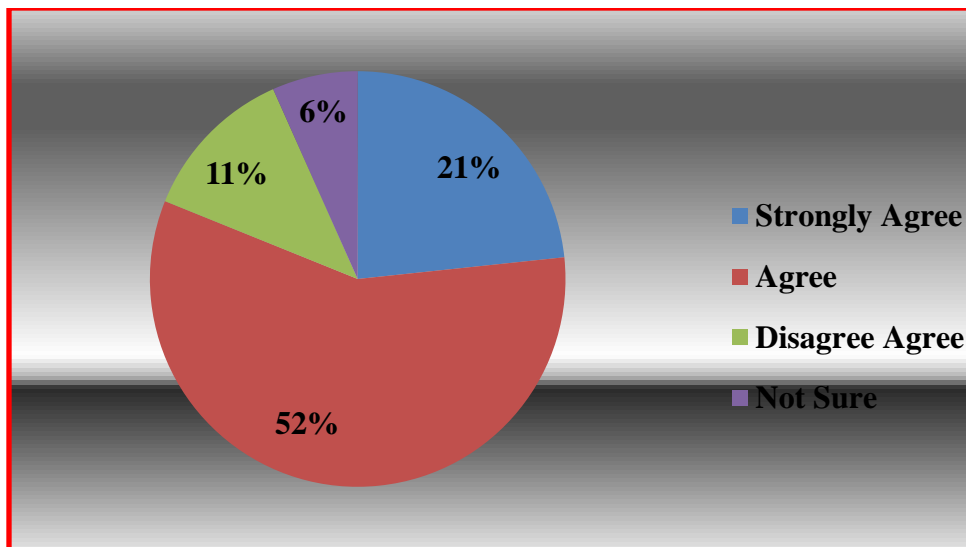


INTERPRETATION

From the above graph it can be inferred that 25 % of the students strongly agree and 41% of the students agree that the things needed to succeed in the course including assessment tasks

and criteria for assessment were made clear to them while 16% of the students disagree 8% of the students are not sure.

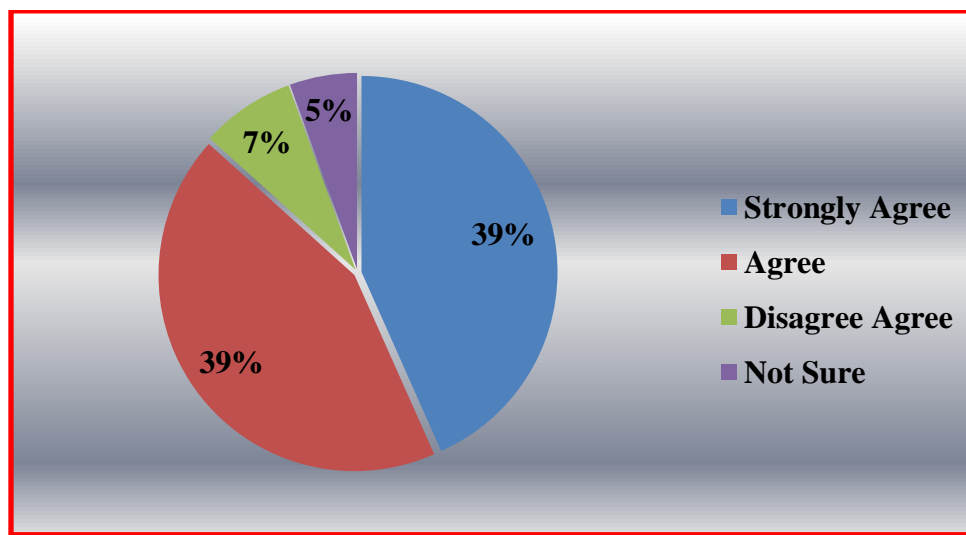
13. The Code of Conduct of this college has helped to strengthen my value system



INTERPRETATION

From the above graph it can be inferred that 21 % of the students strongly agree and 52% of the students agree that the things needed to succeed in the course including assessment tasks and criteria for assessment were made clear to them while 11% of the students disagree 6% of the students are not sure.

14. The outreach programs of the college (NSS, Department extension activities) have sensitised me towards social issues.

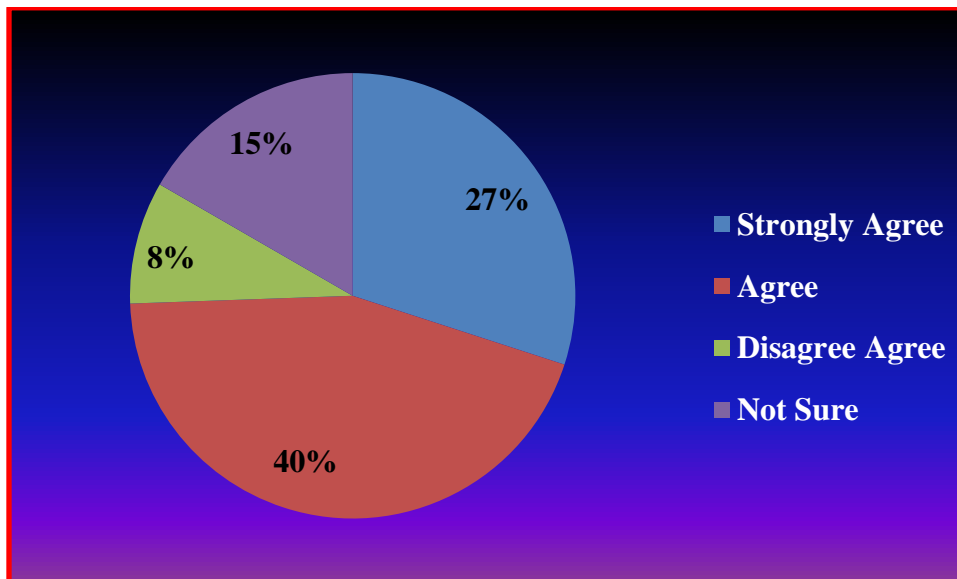


INTERPRETATION

From the above graph it can be inferred that 39 % of the students strongly agree and 39% of the students agree that the things needed to succeed in the course including assessment tasks

and criteria for assessment were made clear to them while 7% of the students disagree 5% of the students are not sure.

15. Overall I am satisfied with the quality of my learning experiences at this institution.



INTERPRETATION

From the above graph it can be inferred that 27 % of the students strongly agree and 40% of the students agree that the things needed to succeed in the course including assessment tasks and criteria for assessment were made clear to them while 8% of the students disagree 15% of the students are not sure.

Conclusion

- ✓ To conclude the student evaluation survey we can understand the program outcomes, program specific outcomes and course outcomes gives the necessary knowledge skill and confidence to the students.
- ✓ It helps them to succeed in the course through assignment task, course materials, resources like text books, Library and Computers.
- ✓ This program helped to improve the students ability to think and solve problems within the given time.
- ✓ It can be assessed that the program helped the students to learn and work effectively in group activities.

- ✓ The code of conduct, NSS, Department Extension activities(outreach programs) has helped the student to strengthen the valuation system
- ✓ It is also assessed that student centric activities like club activities, field trips, projects, workshops, competitions, sports and cultural activities were effective and provided exposure to the development of the students skills.
- ✓ The overall conclusion is that the student are satisfied the quality of learning experiences at this institution.